

Art Template for Clear 8 oz. (S8) Vissually Stunning Plastic cup.

Green area is your live print area, all critical text or images need to be within this box.

Blue area + Green area is the total area that will print and be visible on your cup.


Red area represents required bleed.

Orange area represents what will print in the rim when it's formed, we recommend using a solid color or nondescript images.

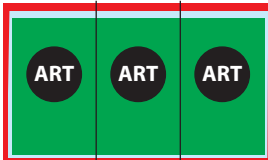


Finished art size including bleed should be 10.4" x 2.57".

This is the cup rim line.
Please keep all live art at least 1/4" below this line.
Any art above the line is not visible because it prints under the rim.

This is the lid line.
Any art you don't want cover by a lid, should be below this line.



Common art layouts.



Art Tip: For images that wrap around the cup, try to have them line up on the seam here and here.