


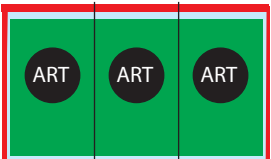
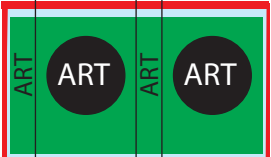

# Art Template for White/Paper 44 oz. Vissually Stunning Plastic or Paper cup.

This is the cup rim line.  
Please keep all live art at least 1/4" below this line.  
Any art above the line is not visible because it prints under the rim.  
This is the lid line.  
Any art you don't want cover by a lid, should be below this line.

Green area is your live print area, all critical text or images need to be within this box.  
Blue area + Green area is the total area that will print and be visible on your cup.  
Red area represents required bleed.  
Finished art size including bleed should be 10.4" x 6.8".



## Common art layouts.



Art Tip: For images that wrap around the cup, try to have them line up on the seam here and here.