

Art Template for White/Paper 32 oz. Visually Stun Plastic or Paper cup.

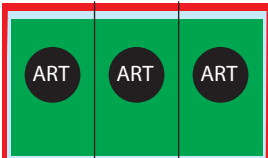
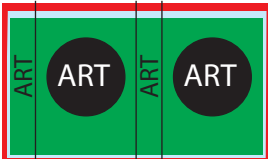

Green area is your live print area, all critical text or images need to be within this box.
Blue area + Green area is the total area that will print and be visible on your cup.
Red area represents required bleed.
Finished art size including bleed should be 8.35" x 6".

This is the cup rim line.
Please keep all live art at least 1/4" below this line.
Any art above the line is not visible because it prints under the rim.

This is the lid line.
Any art you don't want cover by a lid, should be below this line.



Common art layouts.



Art Tip: For images that wrap around the cup, try to have them line up on the seam here and here.